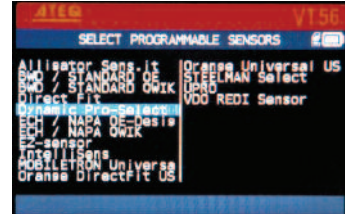
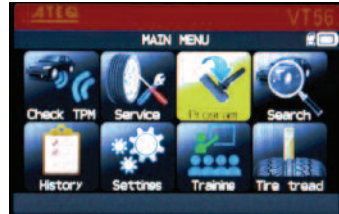
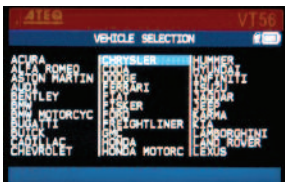


### 1. SELECT PROGRAM SENSOR



### 2. SELECT MAKE, MODEL & YEAR

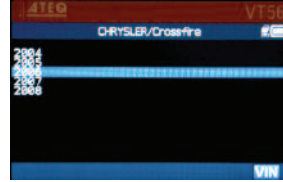
Press After Each Selection




MAKE



MODEL



YEAR



### 3. SELECT CREATE SENSOR

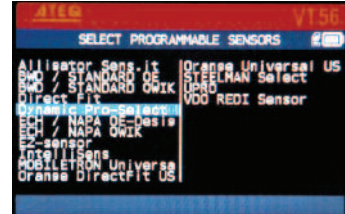


# PROGRAMMING COMPLETE!

Complete the OEM vehicle relearn procedure

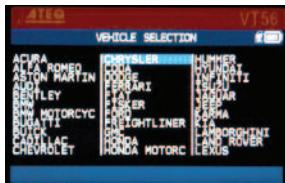
TPMS Tech Support 1-800-805-4058

### 1. SELECT PROGRAM SENSOR

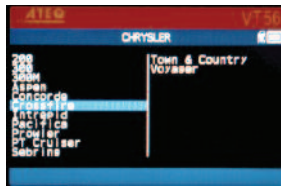


### 2. SELECT MAKE, MODEL & YEAR


Press **OK** After Each Selection



MAKE



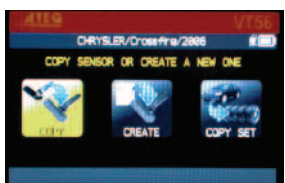
MODEL



YEAR



### 3. SELECT COPY ID



CHOOSE COPY ID



COPY ID



PROGRAM SENSOR



**PROGRAMMING COMPLETE!**

*NOTE: No relearn necessary, but it is recommended to relearn the vehicle when installing a new sensor.*

**TPMS Tech Support 1-800-805-4058**