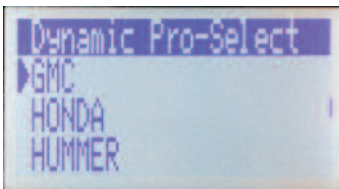


1. SELECT PROGRAM SENSOR



2. SELECT MAKE, MODEL & YEAR

Press **Y** After Each Selection

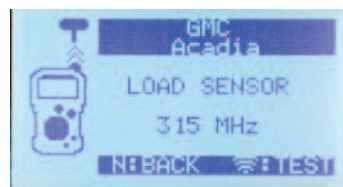


MAKE

MODEL

YEAR

3. SELECT CREATE SENSOR



PROGRAMMING COMPLETE!

Complete the OEM vehicle relearn procedure

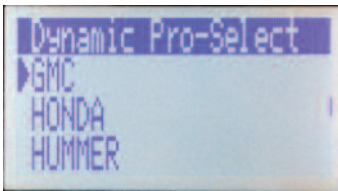
TPMS Tech Support 1-800-805-4058

1. SELECT PROGRAM SENSOR



2. SELECT MAKE, MODEL & YEAR

Press **Y** After Each Selection

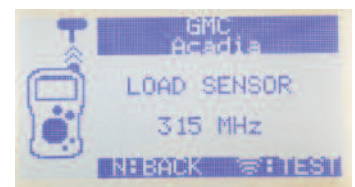
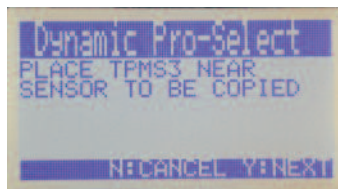


MAKE

MODEL

YEAR

3. SELECT COPY ID



PROGRAMMING COMPLETE!

Complete the OEM vehicle relearn procedure

TECH BULLETIN: How To Reprogram Sensors

What if the DVT Pro-Select sensor is incorrectly programmed and installed in the tire?

The DVT Pro-Select sensor will “lock” to the programmed vehicle protocol once the sensor is installed and inflated above 15 PSI. You can REPROGRAM the sensor wirelessly through the tire. Deflate tire below 14 PSI. Reprogram the sensor through the tire and inflate the tire to the recommended Placard PSI to lock the vehicle protocol